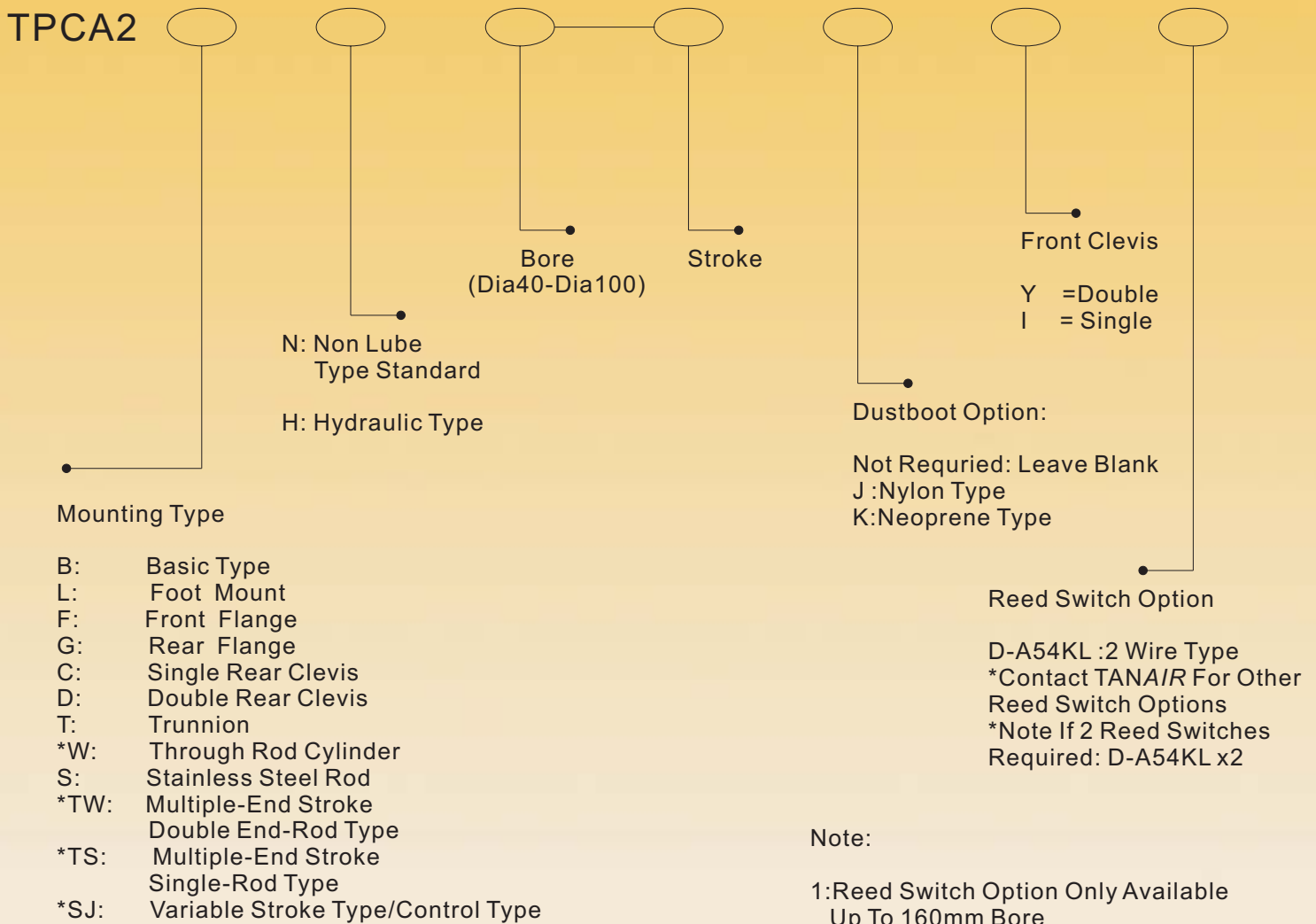


TANAIR


TPCA2 J.I.S TYPE CYLINDER PARTS ORDERING GUIDE

HOW TO ORDER



- If You Require Mounts As Well As Stainless Steel Piston Rod , See Below:

Example: TPCA2 D S N



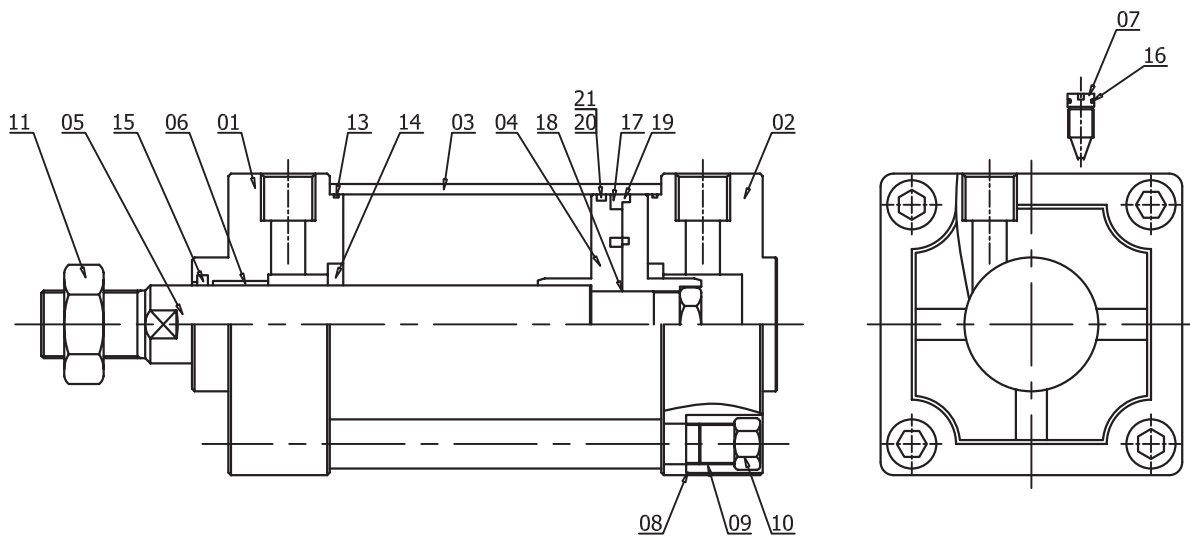
Note:

- 1: Reed Switch Option Only Available Up To 160mm Bore
- 2: *Refer To Non Standard PDF For Dimensions
- 3: For "W" Type Dimensions See "Specials" PDF's
- 4: For Any Options Not Listed Contact TANAIR

TANAIR

TPCA2 J.I.S TYPE CYLINDER PARTS

INSIDE STRUCTURE DRAWINGS



Parts List

NO	Name	Material	Remarks
1	Rod Cover	ADC12	
2	Head Cover	ADC12	
3	Tube	A6063	
4	Piston	DO1C	
5	Rod	S45C	
6	Oil Less	CU+OIL	
7	Cushion Needle	BSBM	
8	Tie Rod	S10C	
9	Spring Washer	SCM4	
10	Tie Rod Nut	S20C	
11	Rod Nut	SS41	

Packing List

NO	Name	Material	ID(mm)				
			40	50	63	80	100

NON LUBE TYPE(STANDARD)

PISTON PACKING

13	Tube O Ring	N B R	Φ40*W1.5	Φ50*W1.5	Φ63*W1.5	Φ80*W1.5	Φ100*W1.5
14	Cushion Packing		PCS20	PCS24	PCS24	PCS30	PCS35
15	Rod Packing		DRP16	DRP20	DRP20	DRP25	DRP25
16	Niddle O Ring		S6	S6	S6	S6	S9
17	Magnet		Φ40	Φ50	Φ63	Φ80	Φ100
18	Rod O Ring		S10	S14	S14	S16	S20

NON LUBE TYPE(STANDARD)

Packing except 19 and 20 is same with Oil Supply Type

19	Wearing	AC	SBW40	SBW50	SBW63	SBW80	SBW100
20	Piston Packing	NBR	OPA40	OPA50	OPA63	OPA80	OPA100

LOW HYDRAULIC TYPE

Packing except 19 and 21 is same with Oil Supply Type

19	Wearing	AC	SBW40	SBW50	SBW63	SBW80	SBW100
21	Piston Packing	NBR	HSD40	HSD50	HSD63	HSD80	HSD100

TAN AIR

TPCA2 J.I.S TYPE CYLINDER PARTS

SPECIFICATION

TYPE	OILESS TYPE	LOW-HYDRAULIC TYPE
Fluid	Air	Hydraulic Working Oil
Bearing Pressure	15kgf/cm2	
Max.Working Pressure	9.9kgf/cm2	
Min.Working Pressure	0.5kgf/cm2	1kgf/cm2
Working Piston Speed	500-700mm/s	0.5-300mm/s
Cushion	Cushion	None
Ambient&Working Temp	5°C-60°C	
Screw Tolerance	Ks2 2nd KS level	
Allowance Of stroke length	~250 $^{+1.0}_{-0}$	251~800 $^{+1.4}_{-0}$
Support type of fitting surface	Basic type, Foot type, Rod-side flange type, Head-side flange type Single thread Clevis type, Double thread Clevis type, Trunion type	

PARTS

Support type of fitting surface		Basic Type	Foot Type	Rod-side Flange Type	Head-side Flange Type	Single Thread Clevis Type	Double Thread Clevis Type	Center-side Trunion Type
Basic Mounted-Parts	Pin For Clevis	•	•	•	•	•	•	•
	Rod-End Nut	—	—	—	—	—	•	—
Special Order	Single knuckle joint	•	•	•	•	•	•	•
	Double knuckle joint	•	•	•	•	•	•	•
	Bellows	•	•	•	•	•	•	•

STANDARD STROKE TABLE

ID(mm)	Standard Stroke
Φ40	25,50,75,100,125,150,175,200,250,300,350,400,450,500
Φ50	25,50,75,100,125,150,175,200,250,300,350,400,450,500,600
Φ63	25,50,75,100,125,150,175,200,250,300,350,400,450,500,600
Φ80	25,50,75,100,125,150,175,200,250 300,350,400,450,500,600,700,800
Φ100	25,50,75,100,125,150,175,200,250 300,350,400,450,500,600,700,800

WORKING TEMP OF BELOWS MATERIALS

Notation	Material	Max Ambient Temp
J	Nylon Tauplin	60°C
K	Neoprene Cross	110°C

TYPE

TYPE		Working	Packing	Remarks
TPCA2	No oil supply	Double acting	Special	Basic Built-in type of Magent
TPCA2H	Low hydraulic	Double acting	Special	

SUPPORTING PARTS NUMBER

Lot-End \ ID(mm)	40	50	63	80	100
FOOT TYPE	TPCA2B-L-40	TPCA2B-L-50	TPCA2B-L-63	TPCA2B-L-80	TPCA2B-L-100
FLANGE TYPE	TPCA2B-F-40	TPCA2B-F-50	TPCA2B-F-63	TPCA2B-F-80	TPCA2B-F-100
SINGLE THREAD CLEVIS	TPCA2B-C-40	TPCA2B-C-50	TPCA2B-C-63	TPCA2B-C-80	TPCA2B-C-100
DOUBLE THREAD CLEVIS	TPCS2B-D-40	TPCS2B-D-50	TPCS2B-D-63	TPCS2B-D-80	TPCS2B-D-100

LOT-END NUMBER

Lot-End \ ID(mm)	40	50	63	80	100
SINGLE KNUCKLE JOINT	TPCA2B-I-40	TPCA2B-I-50	TPCA2B-I-63	TPCA2B-I-80	TPCA2B-I-100
DOUBLE KNUCKLE JOINT	TPCA2B-Y-40	TPCA2B-Y-50	TPCA2B-Y-63	TPCA2B-Y-80	TPCA2B-Y-100